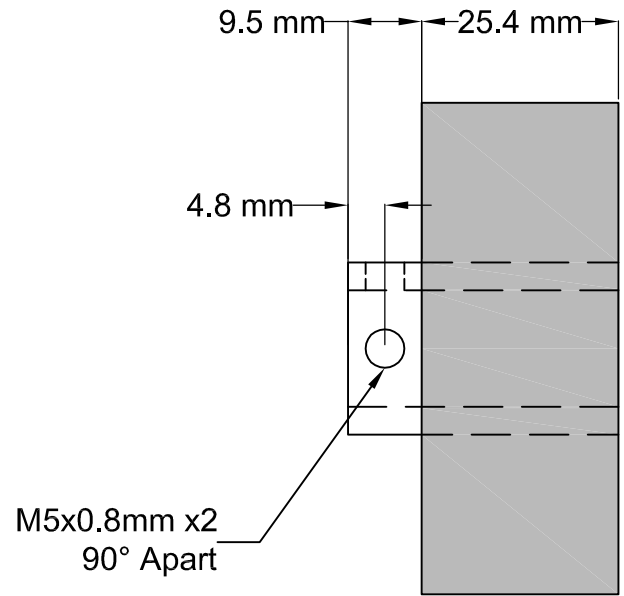
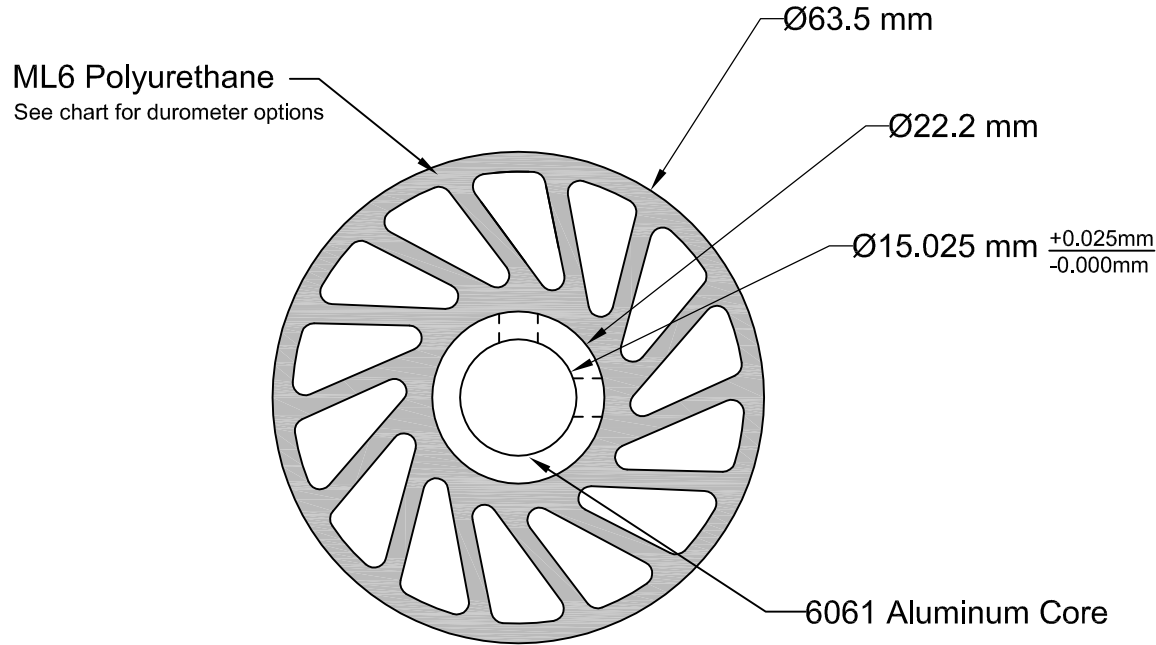


REVISIONS			
LTR	DESCRIPTION	DATE	APPROVED



<b>Durometer Options</b>	
Replace <b>XXX</b> in Part Number with 3 letter durometer code from options below.	
<b>40A</b> = 40 SHORE A	<b>80A</b> = 80 SHORE A
<b>55A</b> = 55 SHORE A	<b>90A</b> = 90 SHORE A
<b>70A</b> = 70 SHORE A	



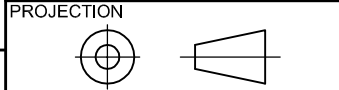
**MERIDIAN  
LABORATORY**

2415 Pleasant View Rd. Middleton, WI 53562  
(608) 836-7571 MeridianLab.com

This drawing is proprietary to Meridian Laboratory Inc. and may not be copied, disclosed, or distributed without explicit written permission. Design subject to change without notice.

UNLESS OTHERWISE SPECIFIED,  
DIMENSIONS ARE IN INCHES AND  
TOLERANCES ARE:

<u>FRACTIONS</u>	<u>DECIMALS</u>	<u>ANGLES</u>
±1/16	.X ± .1	±1/2°
	.XX ± .01	
	.XXX ± .005	



APPROVALS	DATE
DRAWN <b>AG</b>	<b>2/8/23</b>
CHECKED <b>VRN</b>	<b>2/23/23</b>
APPROVED	

TITLE <b>63.5mm x 25.4mm ML6 NO-CRUSH WHEEL</b>			
PART NO. <b>NCWM-330-XXX</b>			
MATERIAL <b>6061 AL &amp; ML6 PU OVERMOLD</b>			
SCALE <b>3:2</b>	REV. <b>-</b>	SHEET <b>1 of 1</b>	ML6 CUST. BLOCK