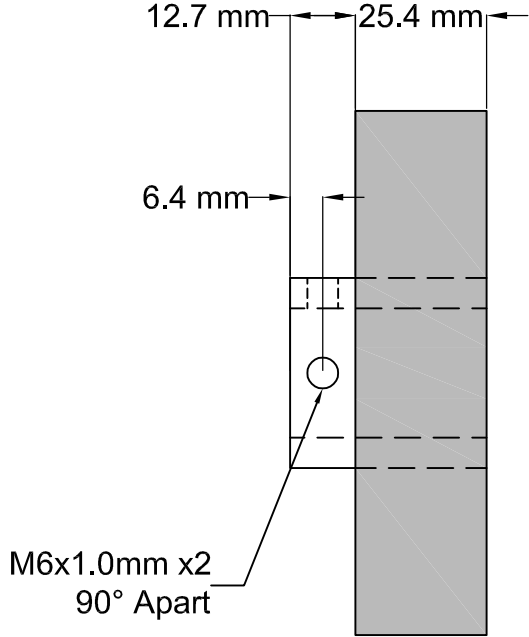
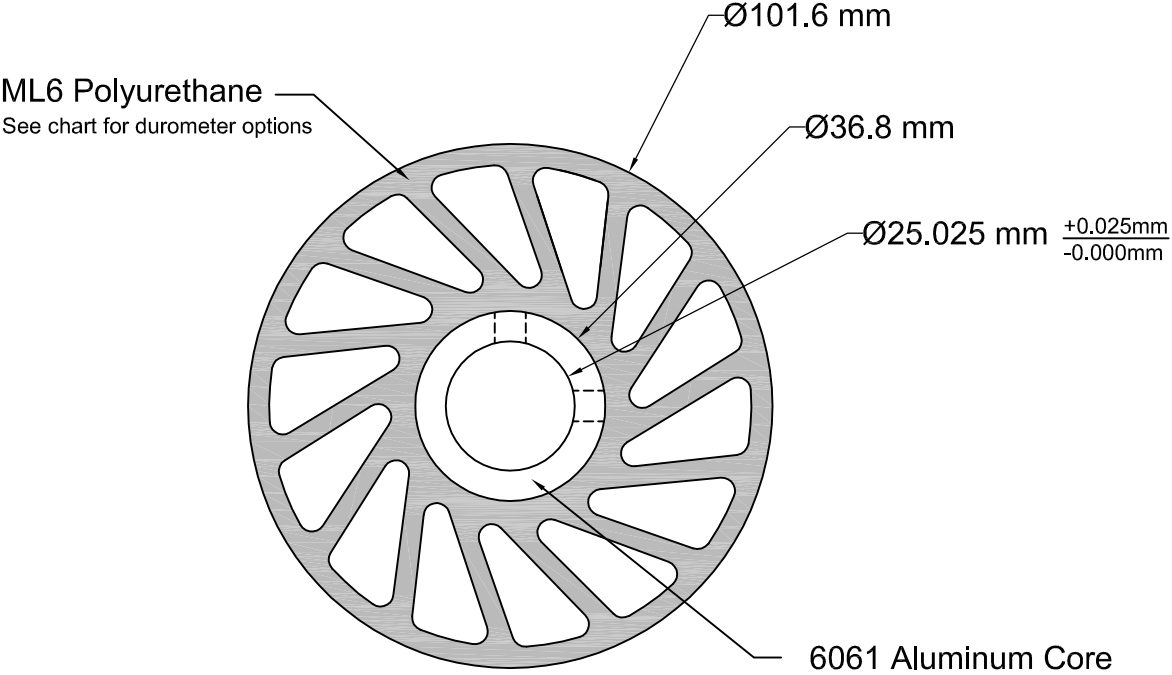


REVISIONS			
LTR	DESCRIPTION	DATE	APPROVED



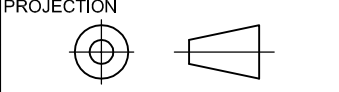
Durometer Options	
Replace <b>XXX</b> in Part Number with 3 letter durometer code from options below.	
<b>40A</b> = 40 SHORE A	<b>80A</b> = 80 SHORE A
<b>55A</b> = 55 SHORE A	<b>90A</b> = 90 SHORE A
<b>70A</b> = 70 SHORE A	

**MERIDIAN  
LABORATORY**

2415 Pleasant View Rd. Middleton, WI 53562  
(608) 836-7571 MeridianLab.com

UNLESS OTHERWISE SPECIFIED,  
DIMENSIONS ARE IN INCHES AND  
TOLERANCES ARE:

FRACTIONS	DECIMALS	ANGLES
±1/16	.X ± .1	±1/2°
	.XX ± .01	
	.XXX ± .005	



APPROVALS	DATE
DRAWN <b>AG</b>	<b>2/8/23</b>
CHECKED <b>VRN</b>	<b>2/23/23</b>
APPROVED	

TITLE	<b>101.6mm x 25.4mm ML6 NO-CRUSH WHEEL</b>		
PART NO.	<b>NCWM-380-XXX</b>		
MATERIAL	<b>6061 AL &amp; ML6 PU OVERMOLD</b>		
SCALE	<b>3:2</b>	REV.	<b>-</b>
SHEET	<b>1 of 1</b>	ML6 CUST. BLOCK	

This drawing is proprietary to Meridian Laboratory Inc. and may not be copied, disclosed, or distributed without explicit written permission. Design subject to change without notice.